



FRUIT OF THE LOOM®



Fruit of the Loom® Heavy Cotton HD™ Ladies' T-Shirt L3930R

Product Features:

- 8.5-oz, 100% high density cotton preshrunk jersey knit
- 1x1 rib knit collar
- Taped neck and shoulders
- Tagless
- Side seamed and contoured
- ** 90/10 cotton/polyester

Ladies' sizes S-3XL in select colours

Corresponding styles:















- Heavy Cotton HD™ T-Shirt - 3930R
- Heavy Cotton HD™ Youth T-Shirt - 3930BR
- Heavy Cotton HD™ Long Sleeve T-Shirt - 4930R
- Heavy Cotton HD™ Long Sleeve Youth T-Shirt - 4930BR

Fabric Detail:



Available Colours and PMS Colours

Textile fabric colours are subject to dye lot variation and will not be exact match to print pantone reference

NEUTRALS	White		N/A
	**Athletic Heather		N/A
LIGHTS	Black		Process Black C **90/10 cotton/polyester
COLOURS	Azalea		204C
	Cyber Pink		Process Magenta C
	Gold		1235C
	J. Navy		296C
	Kelly		355C
	Light Blue		283C
	Maroon		229C
	Royal		287C
	True Red		187C
	Aquatic Blue		2985C
Charcoal Grey		431C	

L3930R - FRUIT OF THE LOOM® Heavy Cotton HD™ Ladies' T-Shirt

GARMENT MEASUREMENTS

Size	S	M	L	XL	2XL	3XL
Chest	18"	19"	20 1/2"	22"	23 1/2"	25"
Bust - <i>Full Measure</i>	36"	38"	41"	44"	47"	50"
Body Length (HPS)	25"	26"	27"	28"	29"	30"
Sleeve Length	6 1/4"	6 1/2"	6 7/8"	7 1/4"	7 5/8"	8"

Sleeve Length is measured from the highest point of the set-in sleeve seam, to the end of the sleeve. Finished measurements in inches. Refer to "How to Measure" guide for detailed information on measurement instructions.

LADIES' General Sizing Guide

Size	S	M	L	XL	2XL	3XL
Numeric Size	4-6	8-10	12-14	16	18-20	22
Bust	35"-36"	37"-38"	39"-41"	42"-44"	45"-47"	48"-51"
Waist	26"-27"	28"-30"	30"-32"	33"-35"	36"-38"	40"-42"
Hip	35"-37"	37"-39"	39"-41"	42"-44"	45"-47"	48"-50"
Sleeve Length - CB	30 1/2"-31"	31 1/2"-32"	32 1/2"-33"	33 1/2"-34"	34"-34 1/2"	34 1/2"-35"